

YOUNGMAN

INNOVATIVE WORK AT HEIGHT SOLUTIONS



Product Guide

Edition 2: 2011

Youngman has been associated with the manufacture of step ladders, ladders, access & work platforms & modular access towers since it was founded by Charles Youngman in 1926.

We are now recognised internationally as a leading provider of innovative work at height solutions manufactured to the highest quality standards.

We supply many thousands of retail, resale & rental customers across the UK, Europe, Scandinavia, Middle East, Asia Pacific, Australasia & the USA.

Our determination to grow our business through continual product advancement & improvement is underpinned by our strongly held values of:

- » Safety
- » Innovation
- » Quality
- » Customer care
- » Integrity

We also design, manufacture & install bespoke access solutions for a wide range of applications & have high profile customers in, amongst others, the military & commercial aerospace & rail sectors.

Recently, we launched the Youngman Events Division, supplying a wide range of products including a camera & lighting tower, staging systems, seating risers, crowd control barriers & aluminium unit beams to the events industry.

Our head office & state of the art production facilities are based in Maldon, Essex, in the South East of the UK which is complimented by our Glasgow warehouse & distribution depot.



Access & events products are important pieces of equipment - your life depends on them. Great care is taken during the design, manufacture & testing of our products & you can be sure that any product that leaves our factory is in first-class condition.

Once you have purchased your youngman product you should ensure that it remains safe & fit throughout its life. Further information is available at Youngmangroup.com

Please note:

1. The information contained in this product guide may have changed by the time you come to order your product & whilst every attempt is made to ensure that the information is correct at the time of publishing, regrettably errors do occasionally occur. Therefore, please ensure that you check all the details when you order your youngman product.
2. Product applications shown in this product guide are for pictorial use only. You should undertake a full risk assessment to determine the right access or event product for your requirement. Please also follow all instructions on how to use the product correctly and within its limits of design.

Youngman are accredited members of



Which type of product do I use? 1

Working at height regulations	2
youngmangroup.com	2

Step Ladders 3

Step Ladder Safety	4
Industrial Platform Steps	5
Industrial Builders Steps	5
Atlas Steps	6
Catwalk S400 Platform Step (GRP)	6
Catwalk S400 Steps (GRP)	7
Catwalk S200 Steps (GRP)	7
Mobile Safety Steps	8
2 Tread steps	8

Extension Ladders & Accessories 9

Industrial 500	10
Trade 400	11
Trade 200	12
DIY 100	13
Catwalk S200 (GRP)	13
Extension Ladder Safety	14
Ladder Accessories	
Ladderlok	14
Ladder Rak Clamp	15
Ladder Stay	15
Roof Hook Kit	15

Combination Ladders 16

DIY Pro - Deck	17
Transforma	18
EN131 Pro Deck	19
Combi 100	20
Multi Purpose	21
Light Trade (EN 131) 3 - Way	22

Telescopic Platform Ladders 23

Teleguard	24
-----------	----

Specialist Ladders 25

Roof Ladders	26
Surveyors (Series) Ladders	26

Loft Ladders 27

Eco S Line	28
Spacemaker	28
Easiway	29

Access & Work Platforms 30

Adjusta - Minit	30
Odd job	31
Odd job 600	32
P1000 & P1500 - Antisurf	32
P1500 & 1000 Podiums	33
	34

Access Towers 35

BoSS CamLock Advance	36
Guardrail	
Minimax	37
BoSS Stairmax	38
BoSS Evolution	39
BoSS Clima	41
BoSS Staircase	43
BoSS Room-Mate	44
BoSS Lift Shaft	45
BoSS Zone 1	47
Access Tower Additions	49
Mobile Cranable Aluminium Tower	51
BoSS Repair Centre	52

Micro Powered Access 53

BoSS X-Series	54
BoSS X3X-SP	55

Lighting Towers 57

Ecolite - T	58
Ecolite - P	59
Communications Tower	60
Zone 2	60

Stagings & Trestles 61

Youngman Aluminium	62
Lightweight Stagings	
Ultra-lite Stagings	62
Youngman boards	63
Superboards	63
Handrail Systems	64
Super Trestles	64

Aluminium Unit Beams 65

Aluminium 2 Chord Unit Beams	66
------------------------------	----

Defence Division 67

Design	68
Manufacture	68
Installation	68

Events Division 69

Staging & Support Systems	70
Barrier Control	70
Camera & Lighting Tower	70

Which type of product do I use?

We have designed a system of product classification to help you choose the right product for your needs.

These are:

INDUSTRIAL



Choose products marked with this symbol when you are working in the most demanding conditions & need a high specification to deal with frequent use, extra heavy weights or extreme environment.



TRADE

These products are suitable for general purpose trade work & can cope with everyday wear & tear.



DIY

Products marked with this symbol are only suitable for domestic DIY jobs & should not be used by trade's people or in the workplace.

Please note: You should always check the product's duty rating (see below) to ensure that it is right for the job you want to do.

Step ladders & extension ladders

For frequent & very heavy duty work choose BS 2037 Class 1: Duty rating 130kg (20.5 stone)

For light to heavy duty work you will need EN 131: Duty rating 110kg (17.3 stone), maximum static load 150kg (23.6 stone)

For occasional DIY & domestic use you will need BS 2037 Class 3: Duty rating 95kg (15 stone)

Please note that it is against Health & Safety Regulations to use BS 2037 Class 3 products for trade or industrial use.

Loft ladders

The standard for loft ladders in EN 14975.

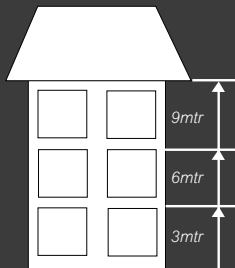
Access towers

The standard for modular access towers is EN 1004.

Safe Working Height

For ladders & step ladders this is typically 1.5 metres above the last safe standing level.

For micro powered access, access towers & work platforms with guardrails this is 2 metres above the platform.



Height Guide

Working at height regulations

The Work at Height Regulations, which became law in the UK in 2005 contain the following key messages:

- » Take positive steps to prevent or reduce risk
- » Follow the hierarchy for managing risk
- » Do a risk assessment
- » Ensure only competent people plan, organise & carry out work at height
- » Always use the safest equipment to prevent falls, for example, guardrails & working platforms
- » Make sure equipment to mitigate the effects of a fall is also used, for example, harnesses, nets & soft landing systems

For further information regarding these regulations, visit youngmangroup.com.

youngmangroup.com

The Youngman website is an essential resource for anyone who is involved in working at height & who wants to know more about the Youngman Group & our products & services.

The site includes the following key features:

- » Detailed product information including safe use, installation & inspection guides
- » Safe product selection including an automated product selector, product classifications, & information about the Work at Height Regulations including frequently asked questions & an interactive & downloadable risk assessment form
- » An access supplier finder to locate Youngman stockists both in the UK & around the world
- » Details on training courses offered by Youngman including Ladder Association, the knowledge (Work at Height Regulations training) & PASMA
- » An online store to purchase user replaceable spare parts
- » Videos to watch online about Youngman & our products
- » An image library for our stockists to download our product images for their own use
- » Details on our access tower & podium BoSS Repair Centre
- » The services & specialist products offered by our Specialist Access Division
- » The wide range of events products & services offered by our Events Division
- » All our latest news & events
- » Useful industry links

Step Ladders

Step Ladder Safety	4
Industrial Platform Steps	5
Industrial Builders Steps	5
Atlas Steps	6
Catwalk S400 Platform Steps (GRP)	6
Catwalk S400 Steps (GRP)	7
Catwalk S200 Steps (GRP)	7
Mobile Safety Steps	8
2 Tread steps	8

Step Ladder Safety

Step Ladders

A step ladder is an important piece of equipment. Used correctly & safely a Youngman step ladder will provide many years of reliable use.

To help you get the most out of your step ladder please read carefully the do's & dont's displayed here.

For further information please refer to the product safety labels or alternatively the Ladder Association ladder safety guide.

Call **+44 (0) 1621 745900** for more information.



Industrial Platform Steps

INDUSTRIAL   BS 2037 CLASS 1



Built to a high specification industrial standard, these aluminium Platform Steps have the additional bonus of a large, extra-strong work platform . A high knee rail allows safe working from the platform

- » Large slip resistant treads
- » Extra large platform of 238mm x 360mm
- » Heavy duty locking arms
- » Sturdy locking bar
- » Robust feet

Order code	Treads	Closed height (m)	Open Plat. height (m)	Max. safe W/H (m)	Duty rating (kg/stone)	Weight (kg)
304312	4	1.675	0.860	2.400	130/20.5	6.1
306312	6	2.135	1.270	2.800	130/20.5	8.0
308312	8	2.595	1.690	3.200	130/20.5	10.2
310312	10	3.055	2.110	3.600	130/20.5	12.5
312312	12	3.515	2.520	4.000	130/20.5	14.7

Industrial Builders Steps



INDUSTRIAL   BS 2037 CLASS 1

These industrial standard Builders' Steps are made of tough & durable aluminium, with wide slip-resistant treads & a broad base to enhance safety & stability.

- » Sturdy locking bar between front & rear sections
- » Robust feet

Order code	Treads	Closed height (m)	Open Plat. height (m)	Max. safe W/H (m)	Duty rating (kg/stone)	Weight (kg)
305996	5	1.21	1.06	1.93	130/20.5	4.3
306996	6	1.44	1.27	2.14	130/20.5	5.2
307996	7	1.67	1.49	2.35	130/20.5	6.1
308996	8	1.90	1.69	2.56	130/20.5	7.0
310996	10	2.36	2.10	2.98	130/20.5	9.5
312996	12	2.82	2.52	3.39	130/20.5	11.6

Atlas Steps

TRADE  EN 131



Our range of competitively priced aluminium platform steps are ideal for both home and light trade use.

- » Lightweight yet robust construction
- » Deep comfortable treads
- » Sturdy platform
- » Safety straps on all sizes above 4 tread

Order code	Treads	Closed height (m)	Open Plat. height (m)	Max. safe W/H (m)	Duty rating (kg/stone)	Weight (kg)
353312	3	1.260	0.565	2.065	110/17.3	2.8
354312	4	1.483	0.780	2.280	110/17.3	3.5
355312	5	1.713	0.995	2.495	110/17.3	4.1
356312	6	1.943	1.215	2.715	110/17.3	4.4
357312	7	2.180	1.425	2.925	110/17.3	5.3
358312	8	2.410	1.640	3.140	110/17.3	6.5

Catwalk S400 Platform Steps (GRP)

TRADE  EN 131




Excellent for working at one level for a short period, the aluminium & fibreglass (GRP) Catwalk S400 offers a solid standing area & ergonomic knee rail. It is suitable for heavy trade use & is non-conductive to 30,000 volts.

- » Treads are double riveted for extra strength
- » Large reinforced standing platform
- » Safety handrail
- » Integral tool rack
- » Slip-resistant treads & feet
- » Braces for extra rigidity

Order code	Treads	Closed height (m)	Open Plat. height (m)	Max. safe W/H (m)	Duty rating (kg/stone)	Weight (kg)
527454	4	1.688	0.911	2.411	110/17.3	7.36
527456	6	2.187	1.372	2.872	110/17.3	9.33
527458	8	2.815	1.830	3.330	110/17.3	12.16

Catwalk S400 Steps (GRP)

TRADE ▲ EN 131 




Offering a long lifespan & excellent build quality, the aluminium & fibreglass (GRP) Catwalk S400 is designed to withstand heavy trade use & is non-conductive to 30,000 volts

- » Treads are double riveted for extra strength
- » Integral tool rack
- » Slip-resistant treads & feet
- » Braces for extra rigidity

Order code	Treads	Closed height (m)	Open Plat. height (m)	Max. safe W/H (m)	Duty rating (kg/stone)	Weight (kg)
527444	4	1.251	1.099	2.052	110/17.3	5.21
527446	6	1.825	1.652	2.603	110/17.3	7.77
527448	8	2.422	2.200	3.140	110/17.3	9.5

Catwalk S200 Steps (GRP)

TRADE ▲ EN 131 



Suitable for light trade use the aluminium & fibreglass (GRP) Catwalk S200 is non-conductive to 30,000 volts.

- » Integral tool tray
- » Slip resistant treads & feet
- » Braces for extra rigidity

Order code	Treads	Closed height (m)	Open Plat. height (m)	Max. safe W/H (m)	Duty rating (kg/stone)	Weight (kg)
527434	4	1.251	1.099	2.052	110/17.3	5.21
527436	6	1.825	1.652	2.603	110/17.3	7.77

Mobile Safety Steps

Step Ladders



These steps are ideal for a multitude of applications but are most often used to access storage shelving in factories & warehouses.

- » Fully welded
- » Double handrails
- » Slip resistant punched pattern steel treads
- » The castors on 2-6 tread models are spring loaded & brake automatically
- » On 7-15 tread models the castors are braked using the Ascent Safety Bar
- » Maximum safe working height available from 15 tread model -5.25m
- » Specialist options are available as follows:

2 Tread Steps

EN 14183



This is a handy set of steps giving you a safe working height of 1.92m.

- » Wide base for extra stability
- » Slip resistant feet
- » Sturdy platform & knee rail for added safety
- » Lightweight
- » Easy to use, store & transport

Order code	Treads	Closed height (m)	Open Plat. height (m)	Max. safe W/H (m)	Duty rating (kg/stone)	Weight (kg)
302221	2	0.860	0.42	1.920	110/17.3	5

Extension Ladders & Accessories

Extension Ladders

Industrial 500	10
Trade 400	11
Trade 200	12
DIY 100	13
Catwalk S200 (GRP)	13
Extension Ladder Safety	14

Ladder Accessories

Ladderlok	14
Ladder Rak Clamp	15
Ladder Stay	15
Roof Hook Kit	15

Industrial 500

INDUSTRIAL   BS 2037 CLASS 1

Exceptional torsional rigidity is a key feature of this premium quality industrial grade ladder. Made from aluminium, it combines rugged strength & durability with unrivalled sturdiness & rigidity. Extra large slip resistant feet provide additional safety.

- » Push up operation
- » Tough, high performance box-selection alloy stiles
- » Large wall wheels for easy ladder extension.
- » Available in 1, 2 or 3 sections
- » Rung clips secure together for safe & easy use & transport
- » Wrap around top clips have smooth glide nylon runners which reduce wear & tear



Order code	No of sections	Closed height (m)	Open height (m)	Max. safe W/H (m)	Rungs per sec	Duty rating (kg/stone)	Weight (kg)
570302	1	3.090	3.090	3.597	10	130/20.5	7.11
570304	1	4.250	4.250	4.687	14	130/20.5	9.65
570305	1	4.830	4.830	5.232	16	130/20.5	11.41
570312	2	3.115	5.145	5.527	10	130/20.5	13.94
570313	2	3.695	6.305	6.617	12	130/20.5	16.42
570314	2	4.275	7.465	7.707	14	130/20.5	21.06
570315	2	4.855	8.625	8.797	16	130/20.5	27.68
570316	2	5.435	9.785	9.888	18	130/20.5	33.50
570322	3	3.115	7.465	7.707	10	130/20.5	23.47
570323	3	3.695	9.205	9.342	12	130/20.5	33.45

Extension Ladders & Accessories

Trade 400

TRADE ▲ EN 131  

The Trade 400 is a superior specification aluminium trade ladder providing the professional tradesperson with maximum safety, strength & rigidity. It comes with slip resistant extra large rubber feet for additional security & stability & extra rigid box section alloy stiles.

- » 30mm deep square rungs for strength & comfort
- » Push up operation
- » Wall wheels to make ladder extension easier
- » Available in 2 or 3 sections
- » Rung clips secure together for safe & easy use & transport
- » Wrap around top clips have smooth glide nylon runners which reduce wear & tear



Order code	No of sections	Closed height (m)	Open height (m)	Max.safe W/H (m)	Rungs per sec	Duty rating (kg/stone)	Weight (kg)
570213	2	3.687	6.297	6.617	12	110/17.3	13.29
570214	2	4.267	7.457	7.707	14	110/17.3	18.16
570215	2	4.847	8.617	8.797	16	110/17.3	22.56
570222	3	3.107	7.457	7.707	10	110/17.3	21.65

Trade 200

TRADE  EN 131  

This is the most popular Youngman trade ladder & is used by professionals across the globe. Made from lightweight aluminum, this extension ladder is exceptionally robust & built to last.

- » Push up operation
- » High - performance box - section alloy stiles
- » Slip - resistant square rungs
- » Unique wrap - around top clips
- » Available in 2 or 3 sections with the largest 3 section offering a safe working height of up to 10.68 metres
- » Rung clips secure together for safe & easy use & transport
- » Wrap around top clips have smooth glide nylon runners which reduce wear & tear.



Order code	No of sections	Closed height (m)	Open height (m)	Max. safe W/H (m)	Rungs per sec	Duty rating (kg/stone)	Weight (kg)
570111	2	2.500	3.950	4.412	8	110/17.3	8.21
570112	2	3.080	5.110	5.502	10	110/17.3	9.97
570113	2	3.660	6.270	6.592	12	110/17.3	12.59
570114	2	4.240	7.430	7.682	14	110/17.3	17.44
570115	2	4.820	8.590	8.772	16	110/17.3	21.84
570116	2	5.400	9.750	9.862	18	110/17.3	28.73
570121	3	2.500	5.569	6.047	8	110/17.3	13.76
570122	3	3.080	7.430	7.682	10	110/17.3	20.99
570123	3	3.660	9.170	9.317	12	110/17.3	25.82
570124	3	4.240	10.620	10.680	14	110/17.3	34.81

Extension Ladders & Accessories

Used by thousands of homeowners, the premium quality DIY 100 combines light weight with outstanding strength & durability

- » Premium domestic ladder
- » Made from lightweight robust aluminium
- » Push up operation
- » Slip - resistant twist - proof rungs
- » Strong box - section aluminium stiles for greater rigidity
- » Available in 2 or 3 sections
- » Wrap around top clips have smooth glide nylon runners which reduce wear & tear.



Order code	No of sections	Closed height (m)	Open height (m)	Max. safe W/H (m)	Rungs per sec	Duty rating (kg /stone)	Weight (kg)
570002	2	2.790	4.820	5.229	9	95/15.0	8.24
570003	2	3.379	5.980	6.320	11	95/15.0	10.45
570004	2	3.950	7.140	7.410	13	95/15.0	13.08
570005	2	4.530	8.300	8.500	15	95/15.0	18.07
570011	3	2.210	5.110	5.500	7	95/15.0	10.40
570012	3	2.790	6.850	7.135	9	95/15.0	14.67
570013	3	3.370	8.590	8.770	11	95/15.0	24.70

Catwalk S200 Ladder (GRP)

The fibreglass (GRP) Catwalk S200 offers the tradesperson, especially those working with electricity, affordability without compromising quality or safety. It provides all the latest user features as standard & is easy to use & operate

TRADE  EN 131



- » Rope operated
- » Slip - resistant treads & feet
- » Non - conductive to 30,000 volts
- » Swivel safety feet for better grip



Order code	No of sections	Closed height (m)	Open height (m)	Max. safe W/H (m)	Rungs per sec	Duty rating (kg/stone)	Weight (kg)
527175	2	3.082	5.160	5.497	10	110/17.3	14.54
527176	2	3.679	6.347	6.630	12	110/17.3	20.64
527177	2	4.276	7.545	7.783	14	110/17.3	23.28

Extension Ladder Safety

Securing the Ladder

If it is impossible to secure the ladder by tying it ask another adult to 'foot' the ladder by standing at the bottom with one foot on the bottom rung while gripping the stiles with both hands, while you are working

For further information please refer to the product safety labels or alternatively the ladder association ladder safety guide

Call **+44 (0) 1621 745900** for more information.



Correct angle for climbing a ladder



Base Tied Back



Ladder Stand off

Ladderlok

A convenient, safe & secure storage device for your ladder, the Youngman Ladderlok comes complete with fittings for wall mounting.

- » Includes padlock & locking bar
- » Prevents theft
- » Fits most ladders
- » Easy to fix



Order code	Product name
315898	Ladderlok (Pair)

Rak Clamp

The Rak Clamp ensures safe & easy transportation of most ladders on a motor vehicle, reducing the risk of theft & freeing up interior vehicle space.

- » Can be padlocked for extra security
- » Fits ladder sections up to 380mm wide
- » Can secure up to three 2 - section or two 3 - section ladders
- » Threaded hook offers approximately 270mm of adjustment
- » Supplied as a pair & require vehicle roof rails



Order code	Product name	Weight (kg)
303898	Ladder Rak Clamp (Pair)	2.30

Ladder Stay



Make work at height easier & far safer by fitting the Youngman Ladder Stay to your existing extension ladder.

- » Avoids damage to gutters, tiles & window frames
- » Fits easily to most extension ladders

Order code	Product name
300870	Ladder Stay

Roof Hook Kit

Adapt your extension ladder to make a safe & effective roof ladder quickly & easily with the Youngman Roof Hook Kit.

- » Suitable for most extension ladders
- » Wheels help move the ladder up the roof



Order code	Product name
304898	Roof Hook Kit

Combination Ladders

DIY Pro - Deck	17
Transforma	18
EN 131 Pro - Deck	19
Combi 100	20
Multi - Purpose	21
Light Trade (EN 131) 3 - Way	22

DIY 



This highly popular two section ladder & deck system is ideal for a multitude of jobs both inside & outside the home. The aluminium DIY Pro - Deck is the perfect tool for decorating, gardening & all types of general domestic work.

- » Unique total access system
- » Multi - functional design
- » Includes a 1.275m x 0.340m platform
- » 290mm rung pitch

DIY Pro - Deck modes:

- » Work platform
- » Stairway work platform
- » Extension ladder
- » Double sided step ladder
- » Stairway ladder

Order code	Product name	Closed ht. (m)	Open ht. (m)	Safe W/H (m)	Sec	Rungs	Duty rating (kg/stone)	Weight (kg)	
301384	DIY Pro-Deck	1.950				2+ Platform	6+6	95/15	14.9
	Extension Ladder		3.080	3.422	2				
	Step Ladder		1.825	2.306	2				
	Stairway Step		2.375	2.857	2				
	Platform		0.870	2.370	2+ Platform				
	Stairway Platform		0.870	2.370	2+ Platform				

Transforma

TRADE ▲ EN 131 ♥



This robust & highly versatile four tread aluminium professional trade ladder system can achieve 19 different working heights across four different modes of operation.

Arguably, the only ladder you'll ever need, it offers the following features & benefits:

- » Strong easy to operate triple locking hinge mechanism (no requirement for stay bars enabling work in the most awkward locations)
- » mode - 2 different heights (this mode is not EN 131 certified & staging is not supplied with the product but can be purchased separately)
- » Telescoping stiles locked in position by 4 robust lock tab assemblies
- » Splayed legs with slip resistant feet
- » Smooth tip & glide wheels to aid transportation
- » Inner & outer stiles made of aircraft grade aluminium
- » All aluminium fully anodised
- » Use indoors or outdoors
- » Compact for easy transport & storage (1400mm long x 610mm wide x 200mm deep)
- » Tough & reliable

Transforma Modes:

- » Extension ladder - 8 different heights
- » Extending step ladder - 4 different heights
- » Stairway ladder - 5 different heights
- » Trestle with staging

Order code	Platform name	Sections	Rungs per section	Duty rating (kg/stone)	Max.static load (kg/stone)	Weight (kg)
302330	Transforma	4	4	110/17.3	150/23.6	17.5

Mode	Safe working height (m)
Extension Ladder	1.79 - 4.66
Extending Step Ladder	1.78 - 2.95
Stairway Ladder	1.78 - 2.95


Mode	Platform heights (m)
Trestle with Staging	0.28 & 0.56

- » Please note: The Transforma Telescopic Plank may be purchased separately
- » This mode is not covered by EN 131 certification



Combination Ladders

EN 131 Pro - Deck

TRADE ▲ EN 131 

Combination Ladders

Designed for both trade & DIY use, this aluminium ladder & deck system is perfect for a range of domestic & light trade work both inside & out. A very popular choice among both homeowners & professionals for a wide variety of tasks including decorating & gardening.

- » Platform provides a safe & secure working area
- » Lightweight & easy to use, store & transport

EN 131 Pro - Deck modes:

- » Work platform
- » Stairway work platform
- » Extension ladder
- » Stairway ladder
- » Double sided step ladder



Order code	Product name	Closed ht. (m)	Open ht. (m)	Safe W/H (m)	Sec	Rungs	Duty rating (kg/stone)	Weight (kg)
311384	EN 131 Pro-Deck	1.950			2+Platform	6+6	110/17.3	14.9
	Extension Ladder		3.080	3.422	2			
	Step Ladder		1.825	2.306	2			
	Stairway Step		2.375	2.857	2			
	Platform		0.870	2.370	2+Platform			
	Stairway Platform		0.870	2.370	2+Platform			

Combi 100

TRADE  EN 131 

The new & improved Combi 100 is a compact 3 section aluminium combination ladder available in three sizes. It combines an innovative multi - functional design with the lightweight strength & durability of aluminium

- » Quick & simple to adapt
 - » Easy to store & transport
 - » Stabiliser bar & restraining straps for extra safety
- Combi 100 Modes:**
- » Extension ladder
 - » Step ladder
 - » Extending step ladder
 - » Stairway ladder



Order code	Product name	Closed ht. (m)	Open ht. (m)	Safe W/H (m)	Secs	Rungs	Duty rating (kg/stone)	Weight (kg)
340381	Combi 100 2.0m Ladder	1.925			3	6+6+6	110/17.3	11.3
	Step Ladder		1.853	2.298				
	Extension Ladder		3.483	3.942				
	Extending Step Ladder		2.683	3.128				
	Stairway Ladder		2.684	3.129				
341381	Combi 100 2.5 Ladder	2.505			3	8+8+8	110/17.3	17.2
	Step Ladder		2.400	2.849				
	Extension Ladder		5.123	5.582				
	Extending Step Ladder		3.778	4.226				
	Stairway Ladder		3.277	3.676				
342381	Combi 100 3.0m Ladder	3.085			3	10+10+10	110/17.3	23
	Step Ladder		2.946	3.398				
	Extension Ladder		6.762	7.221				
	Extending Step Ladder		4.870	5.322				
	Stairway Ladder		3.771	4.222				

Combination Ladders

Multi - Purpose

Combination Ladders

TRADE  EN 131



This four section hinged folding ladder can be used in four different ways & can also be configured as a handy workbench.

Lightweight & compact, when folded it measures just 920mm x 350mm x 260mm & fits easily into a car boot.

- » Square rungs & box - section stiles for exceptional rigidity
- » Large click - stopped hinges ensure positive lock in each position
- » Multi - Purpose Modes:
- » Leaning ladder
- » Leaning ladder with stand off
- » Step Ladder
- » Work bench (not designed for standing on)



Order code	Product name	Closed ht. (m)	Open ht. (m)	Safe W/H (m)	Sec	Rungs	Duty rating (kg/stone)	Weight (kg)
576704	Multi-Purpose Ladder	0.920	3.365 (as leaning ladder)	3.725 (as leaning ladder)	4	3	110/17.3	12

Light Trade (EN 131) 3 - Way

TRADE ▲ EN 131 ♥



Lightweight & compact, this 3 way aluminium ladder combines strength, durability & versatility. Perfect for light trade & DIY projects.

- » Quickly & simply adapts to 3 modes
- » Easy to transport & store
- » Stabiliser bar & restraining bars for added safety
- » Solid build quality

Light trade (EN 131) 3 - Way modes:

- » Extension ladder
- » Step ladder
- » Stairway ladder

Order code	Product name	Closed ht. (m)	Open ht. (m)	Safe W/H (m)	Sec	Rungs	Duty rating (kg/stone)	Weight (kg)
340330	Light Trade 3 Way	1.925			2	6+6	110/17.3	7.5
	Extension Ladder		2.796	3.382				
	Step Ladder		1.840	2.562				
	Stairway Ladder		2.394	2.838				

Combination Ladders

Telescopic Platform Ladders

Teleguard

24

Teleguard

TRADE  EN 131 

Available in 2 models; a 4 - 6 rung and a 7 - 9 rung, both models benefit from the following features:

- » Duty rating 110kg/Maximum Static Load 150kg
- » Excellent stabilisation
- » Use in flat slab mode or on stairways
- » Simple height adjustment rung by rung
- » Good sized work platform - 610 x 444mm
- » Double guardrail & positive locking gate on platform
- » Deep draining tool tray
- » Robust aluminium chequer plate toeboard
- » Deck lock clip - auto lock. Pull to release when folding
- » Tough wheels for easy movement around site
- » Rugged rubber stabiliser overboots
- » Spring loaded stowage catch
- » Ladder section alignment bars at both sides
- » Closed height of 3.25m (7 - 9 rung) & 2.4m (4 - 6 rung)



Technical Specifications

Teleguard 4-6 Rung

Order code	Number of rungs per section	Duty rating	Max. static load	Number of height adjustments (in flat slab and stairway mode)	Safe working height	Weight
316515	4	110kg/17.3st	150kg/23.6st	2	3.08m-3.63m	37kg

Teleguard 7-9 Rung

Order code	Number of rungs per section	Duty rating	Max. static load	Number of height adjustments (in flat slab and stairway mode)	Safe working height	Weight
317515	7	110kg/17.3st	150kg/23.6st	2	3.9m-4.45m	49kg

Telescopic Platform Ladders

Specialist Ladders

Roof Ladders	26
Surveyors (Series) Ladders	26

Roof Ladders

Safety is a priority in the design of this aluminium roof ladder which uses ridge hook, support bearers & wheels to gain access. Designed especially for pitched roofs of up to 55°, the ladder is easily positioned & totally secure in use.

- » Square rungs & lightweight stiles
- » Fitted with ridge hook assembly, support bearers & wheels
- » Ridge hook assembly fits onto central ridge of roof
- » Suitable for roof slopes of between 15° & 55°



Order code	Sections	Length without hook (m)	Length with hook (m)	Rungs per section	Weight (kg)
576652	1	4.240	4.530	14	15.35
576667	1	5.400	5.690	18	20.10
576669	1	5.980	6.270	20	23.42

Surveyors (Series) Ladder

This compact aluminium extension ladder is easy to transport & store, & designed to fit into most car boots.

- » Four interlocking sections
- » Totally transportable
- » Weighs only 9kg



Order code	Sections	Closed height (m)	Open height (m)	Max. safe W/H (m)	Rungs per section	Weight (kg)
576710	4	1.130	4.086	4.456	4	9

Loft Ladders

Eco S Line	28
Spacemaker	28
Easiway	29

Eco S Line

EN 14975



The Eco S Line is a 3 section folding timber loft ladder with an insulated draught proof hatch.

- » Made from solid spruce
- » FSC & PEFC certified
- » White faced trap door
- » Rubber draught excluder
- » Handrail to aid safe climbing
- » Slip resistant treads & feet
- » Extension kit available
- » Easy use; timber pull & push rod
- » Tested & certified to EN 14975:2006
- » Fits in UK standard 600mm joist centres
- » 20mm thick trapdoor insulation reduces heat loss
- » Requires no arc of clearance or storage space in the loft



Order code	Sections	Casing size (m)			Total no treads	Duty rating (kg/stone)	Weight (kg)
		Length	Width	Depth			
345350	3	1.13	0.55	0.14	12	150/23.6	26
346350	Eco S Line Extension kit (extends floor to ceiling height to 3.51m)						

Min floor to ceiling ht. (m)	Max floor to ceiling ht. (m)	Max. arc of clearance in loft
Can be cut to suit	2.81 (3.51 with ext. kit)	No clearance needed as folds up into hatch. Minimal clearance required with extension kit fitted.

Spacemaker



This aluminium sliding loft ladder is ideal occasional use in the home. A quality two - section standard domestic loft ladder.

- » Fitted with wide, flat, slip resistant treads & rubber feet
- » Complete with all fittings
- » Unique shoot bolt fastening for safety & ease of use
- » Full fitting instructions supplied

Order code	Sections	Packed dimensions (m)			Total no treads	Duty rating (kg/stone)	Weight (kg)
		Length	Width	Depth			
302340	2	1.670	0.331	0.107	10	100/15.7	5

Min floor to ceiling ht. (m)	Max floor to ceiling ht. (m)	Max arc of clearance in loft (m)
1.45	2.60	1.213

Easiway



EN 14975

The aluminium Easiway has three sliding sections and a handrail for added safety when in use. Designed for occasional use in the home, this quality loft ladder is easy to use & suitable for openings from 508mm x 432mm.

- » Ideal in restricted spaces
- » Wide & comfortable treads
- » Pivot arm for smooth, gliding operation
- » Unique shoot bolt fastening for safety & ease of use



Order code	Sections	Packed dimensions (m)			Total no treads	Duty rating (kg/stone)	Weight (kg)
		Length	Width	Depth			
313340	3	1.375	0.352	0.155	12	100/15.7	7

Min floor to ceiling ht. (m)	Max floor to ceiling ht. (m)	Vertical clearance in loft (m)	Horizontal clearance in loft (m)
2.30	3.00	0.75	1.05

Access & Work Platforms

Adjusta - Minit	31
Odd job	32
Odd job 600	32
P1000 & P1500 - Antisurf	33
P1500 & 1000 Podiums	34

Adjusta - Minit



One piece, adjustable folding work platform

- » Adjustable to 4 different platform levels
- » Guardrail automatically in place
- » Enables operator to work in accordance with Work at Height Regulations
- » No loose components
- » Narrow width - fits through a standard doorway
- » Compact for transport & storage
- » Locking castors for ease of mobility security when in work position

Order code	Folded size (m)	Platform size (m)	Platform hts. (m)	Max.safe W/H (m)	Duty rating (kg/stone)	Weight (kg)
308514	1.96 x 0.73 x 0.49 x	0.604 x 0.600	1.250 1.025 0.800 0.400	3.250	150/23.6	35

Odd Job



Low level professional work platform.

- » Compact - folds for easy storage
- » Stable - broad base & splayed legs
- » Trade specification
- » Platform dimensions - 300 x 700mm
- » Platform height - 0.51m

Order code	Folded size (m)	Platform size (m)	Duty rating (kg/stone)	Weight (kg)
310898	0.733 x 0.378 x 0.175	0.30 x 0.70	110/17.3	4

Odd Job 600



Low level professional work platform.

- » Large platform - 600mm square
- » Platform height - 0.51m
- » Stable - broad base & splayed legs
- » Trade specification
- » Easy to use & store

Order code	Folded size (m)	Platform size (m)	Duty rating (kg/stone)	Weight (kg)
312898	0.633 x 0.678 x 0.175	0.60 x 0.60	110/17.3	5.70

P1000 + P1500 - Antisurf

Access & Work Platforms

Folding, stabilised mobile access podium, part of the Youngman P-Series Podium family

- » Stable both when folded for transport & when opened into work mode.
- » Fits through a standard doorway when folded
- » Quick & simple assembly using captive deck & stairs
- » Guardrails to ensure compliance with Work at Height Regulations
- » Site tough
- » 2 platform heights – 0.71 & 0.94m
- » Easy to transport



P1500 and P1000 Podiums

Access & Work Platforms



Folding, stabilised mobile work platforms.

- » Stable both when folded for transport & automatically when opened up into work mode
- » Fits through a standard doorway when folded
- » Quick & simple assembly
- » Compliance with Work at Height Regulations
- » Extremely tough
- » 2 platform heights - 0.71 & 0.945m



P1500

Order code	Folded size (m)	Platform size (m)	Platform hts. (m)	Max. safe W/H (m)	Duty rating (kg/stone)	Weight (kg)
312514	0.781 x 1.904 x 2.461	0.50 x 0.60	1.21/1.44	3.44	150/23.6	39

P1000

Order code	Folded size (m)	Platform size (m)	Platform hts. (m)	Max. safe W/H (m)	Duty rating (kg/stone)	Weight (kg)
311514	0.604 x 1.563 x 1.961	0.50 x 0.60	1.71/0.94	2.94	150/23.6	29

Access Towers

BoSS CamLock Advance Guardrail	36
Minimax	37
BoSS Stairmax	38
BoSS Evolution	39
Boss Clima	41
Boss Staircase	43
Boss Room - mate	44
Boss lift shaft - confined space tower	45
Boss Zone 1	47
Access Tower Additions	49
Mobile Cranable Aluminium Tower	51
BoSS Repair Centre	52

CamLock Advance Guardrail

BoSS Advanced Guardrail

The BoSS Cam-Lock Advance Guardrail provides an alternative build method for BoSS Clima, Evolution & Ladderspan towers & offers users the following features & benefits:



Order Code	Component Name	Length (m)	Weight (kg)
349405	Advanced Guardrail 1.8m	1.8	11.40
349406	Advanced Guardrail 2.5m	2.5	13.20

- » Safety – guardrail in place before user ascends the platform
- » Tower rigidity – created by positive Cam-Lock action
- » Fewer components – quicker & simpler build
- » Easy to use Cam-Lock – patent pending
- » AGR frames less susceptible to loss and damage than braces



Cam-Lock unlocked

Cam-Lock locked



EN 1004



Heavy duty trade platform & tower system

- » Lightweight & modular - simply select the height you need
- » For indoor & outdoor use
- » Fits through standard door ways & down corridors
- » Versatile 260mm stepped height platform adjustment
- » Snap click fittings for ease of assembly
- » Locking castors to hold the tower in place
- » One person operation of Base Unit
- » Base Unit Guardrail Pack available
- » Easy to transport & store
- » Extension packs can be built using the 3T - method
- » Maximum platform safe working load of 200kg



Order code	MiniMax Components	Weight (kg)
370518	Base Pack	34.0
378518	Base Unit Guardrail Pack	7.5
372518	Guardrail Pack	15.6
371518	Extension Pack	44.1
000626	Small Stabiliser	5.8
000627	Medium Stabiliser	9.0
379518	Adjustable Leg Pack	5.0
000622	End Toeboard MiniMax	1.0
576917	Side Toeboard MiniMax	2.3
000621	Horizontal Brace (handrail)	1.2
000610	Diagonal Brace	1.9

BoSS Stairmax

EN 1004

The safest portable access solution for domestic & commercial staircases.

- » Available in 3 widths 600, 700 & 850mm
- » 700 & 850mm frames are walk through
- » 1.3m slip resistant deck with windlock
- » Easy to store & transport
- » Whole life support includes manufacturers Kite marked Boss Repair Service - see page 52



Access Towers

BoSS StairMax 600 Components Table

Order code	Components name	No of components	Weight (kg)
356513	Horizontal Brace 1.3m	6	1.00
357513	Diagonal Brace 1.64m	2	2.00
330511	Fixed Deck	1	7.60
361513	Handrail Frame	1	3.50
362513	0.6m 2 Rung Frame	4	3.10
330413	Swivel Base Plate	4	1.90
335513	Adjustable Leg Assembly	4	0.80
316509	End Toeboard	2	2.10
317509	Side Toeboard	2	2.20
	Complete Tower	1	70.4
	Optional Extras		
317513	SP7 Stabilisers	1	5.80



The next generation of BoSS, manufactured using state-of-the-art laser cutting & robotic welding technology

This exceptional aluminium access tower offers all the features of original BoSS & more

- » Increased rigidity
- » Aesthetically clean lines
- » Fully compatible with original BoSS
- » Tube to tube joints make frames lighter
- » Integral ladders
- » Frame horizontals have 500mm spacing and ribbed tubing for increased grip
- » 3T - Through the trap build method
- » Frame widths of 850mm & 1450mm
- » 2 deck lengths: 1.8m & 2.5m
- » Self closing trapdoors & windlock clips
- » Safe working load of 275kg per platform level up to a maximum of 950kg per tower (including self weight)
- » Patented double action trigger operated locking claws
- » Floating spigots for easy assembly & dismantling
- » 150mm trail/no trail locking castors
- » Unique deck profile protects edge of deck board
- » Modular toeboard system
- » Whole life support includes manufacturers Kite marked BoSS Repair Service - [see page 52](#)

Order code	Component name	Height (m)	Weight (kg)
1450 "Double Width" Ladder Frame. 500mm Rung Pitch, 250mm Ladder Rung Pitch			
611513	2 Rung	1.000	5.56
610513	3 Rung	1.500	8.05
609513	4 Rung	2.000	10.55
1450 "Double Width" Span Frame. 500mm Rung Pitch			
605513	2 Rung	1.000	5.56
604513	3 Rung	1.500	8.05
603513	4 Rung	2.000	10.55

Order code	Component name	Height (m)	Weight (kg)
850 "Single Width" Ladder Frame. 500mm Rung Pitch, 250mm Ladder Rung Pitch			
608513	2 Rung	1.000	4.65
607513	3 Rung	1.500	4.99
606513	4 Rung	2.000	8.96
850 "Single Width" Span Frame. 500mm Rung Pitch			
602513	2 Rung	1.000	3.52
601513	3 Rung	1.500	4.99
600513	4 Rung	2.000	6.58

Order code	Component name	Weight (kg)
328423	Castor 150mm	3.25
335513	Adjustable Leg	1.03

Order code	Component name	Length (m)	Weight (kg)
312513	Brace 1.8 Horizontal (Red)	1.800	1.88
348513	Brace 2.5 Horizontal (Red)	2.500	2.37
313513	Brace 2.1 Diagonal (Blue)	2.059	2.06
314513	Brace 2.7 Diagonal (Blue)	2.693	2.50

Order code	Component name	Length (m)	Weight (kg)
301511	Fixed Deck 1.8m	1.800	13.61
302511	Fixed Deck 2.5m	2.500	18.83
304511	Trapdoor Deck 1.8m	1.800	14.35
305511	Trapdoor Deck 2.5m	2.500	19.15
307511	Fully Hinged Deck 1.8m	1.800	18.20

Order code	Component name	Length (m)	Weight (kg)
317513	Stabiliser SP7	1.227	5.80
318513	Stabiliser SP10	2.212	9.07
319513	Stabiliser SP15	2.798	12.70

Order code	Component name	Length (m)	Weight (kg)
302509	End Toeboard 600mm	0.585	1.04
303509	End Toeboard 1200mm	1.185	2.11
304509	Side Toeboard 1.8	1.790	3.18
305509	Side Toeboard 2.5m	2.490	4.42
301509	Toeboard Clip	-	0.32

The premium aluminium modular access tower system featuring easy climb rung spacing.



- » Apart from the end frames the system is fully interchangeable with BoSS Evolution tower components
- » 250mm easy climb frame rung spacing
- » Ribbed rung tubing for increased grip
- » 3T - Through the Trapdoor or Advanced Guardrail build methods
- » Two widths - Single & Double
- » 2 slip resistant platforms - 1.8 & 2.5m with self closing trapdoors & windlocks
- » Safe working load of 275kg per platform level up to a maximum of 950kg per tower (including self weight)
- » Primed brace claw mechanism
- » Floating frame spigots
- » Self cleaning adjustable legs
- » Castors with compact trail/no trail positive locking brakes
- » Deck board edge protection provided by profile of aluminum deck.
- » Easy to use toeboard system
- » Lift shaft/confined space stabiliser available
- » Whole life support includes manufacturers Kitemarked BoSS Repair Service - [see page 52](#)

Order code	Component name	Height (m)	Weight (kg)
1450 "Double Width" Climbing Frame			
391513	4 Rung	1.00	4.75
397513	6 Rung	1.50	8.00
396513	8 Rung	2.00	9.50

Order code	Component name	Height (m)	Weight (kg)
1450 "Double Width" Guardrail Frame			
398513	2 Rung	1.00	3.50
850 "Single Width" Climbing Frame			
392513	4 Rung	1.00	3.50
394513	6 Rung	1.50	5.50
393513	8 Rung	2.00	7.00
850 "Single Width" Guardrail Frame			
395513	2 Rung	1.00	4.65

Order code	Component name	Weight (kg)
328423	Castor 150mm	3.25
335513	Adjustable Leg	1.03

Order code	Component name	Length (m)	Weight (kg)
312513	Brace 1.8 Horizontal (Red)	1.80	1.88
348513	Brace 2.5 Horizontal (Red)	2.50	2.37
313513	Brace 2.1 Diagonal (Blue)	2.059	2.06
314513	Brace 2.7 Diagonal (Blue)	2.693	2.50

Order code	Component name	Length (m)	Weight (kg)
301511	Fixed Deck 1.8m	1.80	13.61
302511	Fixed Deck 2.5m	2.50	18.83
304511	Trapdoor Deck 1.8m	1.80	14.35
305511	Trapdoor Deck 2.5m	2.50	19.15

Order code	Component name	Max ext (m)	Weight (kg)
317513	Stabiliser SP7	1.227	5.80
318513	Stabiliser SP10	2.212	9.07
319513	Stabiliser SP15	2.798	12.70

Order code	Component name	Length (m)	Weight (kg)
302509	End Toeboard 600mm	0.585	1.04
303509	End Toeboard 1200mm	1.185	2.11
304509	Side Toeboard 1.8	1.790	3.18
305509	Side Toeboard 2.5m	2.490	4.42
301509	Toeboard Clip	-	0.32

BoSS Staircase

Staircase adaption of the BoSS Evolution lightweight industrial modular access tower system, requiring minimal additional components.

- » Ideal for use where there is a need to frequently climb & descend the tower or when needing a two handed lift
- » 500mm frame rung spacing in compliance with Work at Height Regulations
- » Ribbed rung tubing for increased grip
- » 1450mm Double Width - **see page 52**
- » 1.8m long slip resistant deck with self closing trapdoor & windlock
- » Safe working load of 275kg per platform level up to a maximum of 950kg per tower (including self weight)
- » Primed brace claw mechanism
- » Horizontal braces used as guardrails
- » Floating frame spigots
- » Self cleaning adjustable legs
- » Castors with compact trail/no trail positive locking brakes
- » Deck board edge protection by aluminium deck profile
- » Easy to use toeboard system
- » Lift shaft/confined space stabiliser available
- » Whole life support includes manufacturers Kitemarked BoSS Repair Service - **see page 52**



Order code	Component name	Height (m)	Weight (kg)
336513	Staircase Unit	2.000	16.45
334513	Master Rung	0.290	1.93
337513	Internal Handrail	-	1.05

Order code	Component name	Length (m)	Weight (kg)
316513	3.08 Handrail (Gold)	3.081	2.78

Boss Room - Mate



Access Towers

Industrial room platform & tower system, ideal for interior decorating & maintenance work.

- » Modular, easy to store & transport
- » 775mm wide - fits through standard doorways & corridors
- » One person operation of folding base unit
- » 250mm easy climb rung spacing
- » Castors with compact trail/no trail positive locking brakes
- » 600mm x 1800mm slip resistant platform
- » Maximum platform safe working load of 275kg
- » Folding timber toeboard for quick & easy installation
- » Platform height of 3.5m with a safe working height of 5.5m
- » Whole life support includes manufacturers Kitemarked BoSS Repair Service - [see page 52](#)

Order code	Safe Working Height	2.80m	3.80m	4.5m	5.5m
	Platform Height	0.80m	1.80m	2.50m	3.5m
	Composite Codes	320514	321514	322514	323514
	Component Name	Height 1	Height 2	Height 3	Height 4
333513	125mm Castor	4	4	4	4
324413	Castor Adaptor	4	4	4	4
301514	Base Unit	1	1	1	1
302514	7 Rung Lift Frame	-	-	2	2
303514	4 Rung Guardrail Frame	-	2	-	2
304511	1.8m Trap Door Deck	1	1	2	2
312513	1.8 Horizontal Brace	4	5	7	9
313513	2.1m Diagonal Brace	-	1	2	4
304514	Toeboard Set	-	1	1	1
317513	SP7 Fixed Stabiliser	-	4	4	4
	Total Tower Weight	63kg	90kg	142kg	161kg

Boss Lift Shaft - Confined Space Tower

Access Towers

The original lightweight industrial aluminium modular lift shaft/confined space access tower system, ideal for lift shaft installation, maintenance & servicing or confined space areas where standard BoSS towers will not fit

- » Integral ladders with 250mm easy climb rung spacing
- » 500mm frame rung spacing in compliance with Work at Height Regulations
- » Ribbed rung tubing for increased grip
- » 3T - Through the Trap build method
- » Two widths - 850mm single width & 1450mm double
- » 1.3m slip resistant deck with self closing trapdoors & windlocks
- » Safe working load of 275kg per platform level up to a maximum of 950kg per tower (including self weight)
- » Primed brace claw mechanism
- » Horizontal braces used as guardrails
- » Floating frame spigots
- » Self cleaning adjustable legs with base plates
- » Deck board edge protection via aluminium deck profile
- » Easy to use toeboard system
- » Lift shaft/confined space stabiliser available
- » Whole life support includes manufacturers Kitemarked
- » BoSS Repair Service - [see page 52](#)



Order code	Component name	Height (m)	Weight (kg)
	500mm Rung Pitch, 850 "Single Width" 250mm Ladder Frame		
608513	2 Rung	1.000	4.65
607513	3 Rung	1.500	6.81
606513	4 Rung	2.000	8.96
	500mm Rung Pitch, 850 "Single Width" Span Frame		
602513	2 Rung	1.000	3.52
601513	3 Rung	1.500	4.99
600513	4 Rung	2.000	6.58

Order code	Component name	Weight (kg)
335513	Adjustable Leg	1.03
330413	Base Plate	1.9

Order code	Component name	Length (m)	Weight (kg)
356513	Brace 1.3m Horizontal (Red)	1.30	1
357513	Brace 1.67m Diagonal (Blue)	1.67	2

Order code	Component name	Length (m)	Weight (kg)
323511	Trapdoor Deck 1.3	1.300	8.3

Order code	Component name	Max. ext (m)	Weight (kg)
317513	Stabiliser SP7	1.227	5.80
318513	Stabiliser SP10	2.212	9.07
319513	Stabiliser SP15	2.798	12.70
316514	Lift Shaft / Confined Space Stabiliser	0.82	2.75

Order code	Component name	Length (m)	Weight (kg)
302509	End Toeboard 600m	0.585	1.04
313509	Lift Shaft Toeboard 1.3m	1.290	2.31
301509	Toeboard Clip	-	0.32

Boss Zone 1

EN 1004

Access Towers

The world's premier Glass Reinforced Polymer - GRP (Fibreglass) Industrial modular access tower system.

- » Non conductive/sparking, non corroding, non oxidising
- » Clean & comfortable to handle in cold & warm climates
- » Up to 4 times greater than other GRP tower systems
- » Impact resistant claws
- » Integral ladders with 250mm easy climb rung spacing & 500mm frame rung spacing
- » Ribbed rung tubing for increased grip
- » 3T - Through the Trap build method
- » Two widths - 850mm single & 1450mm double
- » 2 slip resistant platform lengths - 1.8 & 2.5m
- » Maximum platform safe working load of 225kg
- » Primed brace claw mechanism
- » Self cleaning adjustable legs
- » Castors with compact trail/no trail positive locking brakes
- » Deck board edge protection via profile of GRP deck
- » Lift shaft/confined space stabiliser available



Please note - Not to be used in environments where chlorine is present

Order code	Component name	Height (m)	Weight (kg)
1450 "Double Width" Ladder Frame. 500mm Rung Pitch, 250mm Ladder Rung Pitch			
306543	2 Rung	1.000	11.00
305543	3 Rung	1.500	15.10
304543	4 Rung	2.000	19.78
1450 "Double Width" Span Frame. 500mm Rung Pitch			
303543	2 Rung	1.000	8.00
302543	3 Rung	1.500	11.00
301543	4 Rung	2.000	14.30
850 "Single Width" Ladder Frame. 500mm Rung Pitch, 250mm Ladder Rung Pitch			
312543	2 Rung	1.000	9.50
311543	3 Rung	1.500	10.40
310543	4 Rung	2.000	11.70
850 "Single Width" Span Frame. 500mm Rung Pitch			
309543	2 Rung	1.000	3.52
308543	3 Rung	1.500	4.99
307543	4 Rung	2.000	6.58
Order code	Component name	Weight (kg)	
328423	Castor 150mm	3.25	
357543	Adjustable Leg	2.50	
Order code	Component name	Length (m)	Weight (kg)
346543	Brace 1.8m Horizontal (Red)	1.800	1.88
345543	Brace 2.5m Horizontal (Red)	2.500	2.37
343543	Brace 2.1m Diagonal (Blue)	2.059	2.06
342543	Brace 2.7m Diagonal (Blue)	2.693	2.50
Order code	Component name	Length (m)	Weight (kg)
323543	Fixed Deck 1.8m	1.800	20
322543	Fixed Deck 2.5m	2.500	22
326543	Trapdoor Deck 1.8m	1.800	22
325543	Trapdoor Deck 2.5m	2.500	24
Order code	Component name	Max. ext (m)	Weight (kg)
352543	Telescopic Stabiliser Small	2.212	9.07
353543	Telescopic Stabiliser Large	2.798	12.70
Order code	Component name	Length (m)	Weight (kg)
335543	End Toeboard 600mm	0.908	1.50
334543	End Toeboard 1200mm	1.508	2.50
331543	Side Toeboard 1.8m	1.823	3.00
333543	Side Toeboard 2.5m	2.408	4.00

Access Towers Additions

BoSS Bridge Beams

Aluminium beams which link two BoSS Modular Access Towers



Order Code	Component Name	Length (m)	Weight (kg)
325513	Beam Unit 1.9m	1.9	7.25
326513	Beam Unit 2.5m	2.5	8.40
327513	Beam Unit 3.1m	3.1	9.87

Order Code	Component Name	Weight (kg)
354513	BoSS Beam Brace 1.9m	2.00
348513	BoSS Beam Brace 2.5m	2.37
355513	BoSS Beam Brace 3.1m	2.50

Order Code	Component Name	Weight (kg)
310511	BoSS Infill Deck 1.7m - Beam Unit	5.80
311511	BoSS Infill Deck 2.4m - Beam Unit	8.20
312511	BoSS Infill Deck 3.1m - Beam Unit	10.7

BoSS Portal & Walkthrough

Aluminium frames which allow continued access beneath BoSS towers whilst work is in progress.



Order Code	Component Name	Width (mm)	Weight (kg)
330513	Walkthrough Frame	1450	14.0
329513	Walkthrough Frame	850	9.5
331514	Portal Frame	850	6.6
331515	Portal Frame	700	7

BoSS High Clearance

Aluminium frames for use with BoSS Evolution & Clima allowing the replacement of lower diagonal & horizontal braces to overcome obstacles

Order code	Width (m)	Weight (kg)
300515	1.8	10.6
301515	2.5	12.0
302515	3.2	13.4



BoSS Cantilever

Conversion of a double width BoSS tower to provide access outside the tower to overcome obstacles.



Order Code	Component Name	Height (m)	Weight (kg)
340513	Cantilever Frame	1.0m	4.65
313511	BoSS Cantilever Infill Deck 1.7m		7.5
314511	BoSS Cantilever Infill Deck 2.4m		10.6
315511	BoSS Cantilever Infill Deck 3.1m		13.7

Boss Bumpers

This new impact protection system is designed to reduce impact and scuffing damage to all finished surfaces & can be fitted to a system scaffolds, access tower & access & work platforms.

- » Manufactured from closed cell EVA
- » Outside diameter 355mm
- » Internal diameter 55mm
- » Depth 87mm, weight 0.7kg
- » Easy fit



Order Code	Depth (mm)	Weight (kg)
300001	87	0.7

The BoSS Cranable tower system is designed to be lifted as a complete tower with a crane or similar lifting Device.

- » Working height of 4.2m to 10.2m.
- » Width of 0.85m.
- » Available in two lengths of 1.80 and 2.50m
- » Safe working load of 275 kg, per platform level, uniformly distributed up to a maximum of 950kg per tower (including self weight).
- » Floating spigots for easy assembly and dismantling.
- » Wheel diameters of 125, 150 and 200mm
- » The tower system can be easily and safely assembled & dismantled using either the 3T (through the trapdoor) or Advance Guardrail (AGR) method.
- » Brace locks colour-coded: Red – Horizontal; Blue – Diagonal
- » Patented double action trigger operated locking claws



Keep your access towers & podiums in safe working order & fully compliant with British & European standards at our dedicated BoSS Repair Centre. We look after your equipment leaving you time to look after your business. The Youngman BoSS Repair Centre provides a level of service that is second to none, including:

- » Door to door service
- » Menu prices & special trade - in prices
- » Itemised quotations
- » 10 day turnaround

Our promise to you

We are committed to ensuring you can remain confident in the quality & safety of your Youngman equipment at every stage of it's working life. Our repair Centre is based at our modern factory site in Essex. Staffed by fully trained & experienced professionals, the facility is fully compliant with ISO 9001. We are determined to maintain your complete confidence in the quality of service we provide:

- » We use only authentic Youngman components
- » Your equipment is etched to show that it has been repaired
- » Our computerised system ensures total traceability
- » Quality control procedures
- » Equipment remains authentic & EN 1004 compliant

For more information call **01621 745900**
or email sales@youngmangroup.com.



Micro Powered Access

<u>BoSS X-Series</u>	<u>54</u>
<u>BoSS X3X - SP</u>	<u>55</u>

BoSS X-Series

The BoSS X-Series is the tough, professional, range of micro powered access platforms. Designed for a multitude of tasks including general maintenance, cleaning, painting and fit and strip out work, they can be used on construction projects, in factories, transport environments, shopping centres, retail outlets and in offices and offer numerous features and benefits:

- » 3 push around models - X2, X3 & X3X
- » **New** self propelled model - X3X-SP
- » Working heights up to 5.2m
- » Tilt sensor; no stabilisers required
- » Platform overload and pressure loss valves
- » Safety cut out & audible alarm on descent
- » Secondary emergency stop button
- » Emergency platform lowering mechanism
- » Gate incorporates toeboard removing trip hazard
- » Heavy duty powerpack, battery charger and battery
- » Pull out storage drawer for cables and guardrail tools
- » Wide forklift entry, hoisting and transit strap points
- » Smooth roll castors with non marking tyres



Micro Powered Access

BoSS X3X-SP

The BoSS X3X-SP is our new tough, professional, self propelled micro scissor lift, designed to be the tallest, slimmest and lightest self propelled of its kind. The BoSS X3X-SP offers unrivalled benefits and a host of class leading features which include:

- » Safe working height of 5.14m – (Platform height – 3.14m)
- » Only 760mm wide – fits through personnel doorways & into passenger lifts
- » For indoor & outdoor use – wind rating with non extended platform
- » Highly manoeuvrable – turns within its own footprint of only 1.27m
- » Driveable at full height (13.5m/min)
- » 350 lifts & descents, 16.1km of driving or mix of two on a single charge
- » 1.65m platform length (including 0.4m extension)
- » Weight of 495kg facilitating lifting on a standard tail lift
- » Straight line driving with swivel castor lock feature
- » Raised platform driving speed selection
- » Pothole protection activation
- » Emergency platform lowering
- » Ramp loading – up to 35% (19.2°)
- » Longitudinal fork lifting points
- » Low battery protection system
- » Electromagnetic brakes on drive motors
- » Tilt sensor & overload protection
- » Base unit draws for easy maintenance





Measurements:	Metric
Rated load, manual forces and weight:	
Safe working load equivalent to	150kg (inc on platform extension) (1 person (80kg) plus 70kg tools & materials)
Maximum allowable manual force	200N
Maximum allowable chassis inclination	1.5°
Maximum allowable wind speed	12.5m/s (with platform closed)
Maximum load per wheel	420kg (based on drive wheels – swivel castor rating is 500kg)
Machine weight	495kg
Maximum point loading	14.83kg/cm ²
Dimensions:	
Maximum platform height	3.14m
Minimum platform height	0.63m
Maximum safe working height	5.14m
Platform delay on descent height	1.86m
Platform width	0.7m
Platform length	1.25m-1.65m
Platform guardrail height	1.1m
Toeboard height	0.15m
Overall width	0.76m
Stowed height	1.74m (0.89m with guardrails removed)
Stowed length (with step deployed)	1.39m
Ground clearance	Platform lowered 0.045-0.09m Platform raised 0.01m
Electrical:	
Voltage	24V DC
Power pack motor	1.2kW DC
Drive wheel motors	24V/2800rpm/0.5kW
Batteries (deep cycle/sealed gel)	2 x 12V/100Ah
Battery charger	100-120V/200-240V (automatic switching)
Hydraulics:	
Maximum hydraulic pressure	225 bar
Working pressure	150 bar
Hydraulic fluid reservoir	1.5 litres
Performance:	
Maximum number of lifts and descents on one charge:	350 (150kg load)
Ascent time:	19 seconds (150kg load)
Descent time*:	21 seconds (150kg load)
Maximum driving speed (platform lowered)	65m/minute
Maximum driving speed (platform raised)	13.5m/minute

Lighting Towers

Ecolite - T	58
Ecolite - P	59
Communications Tower	60
Zone 2	60

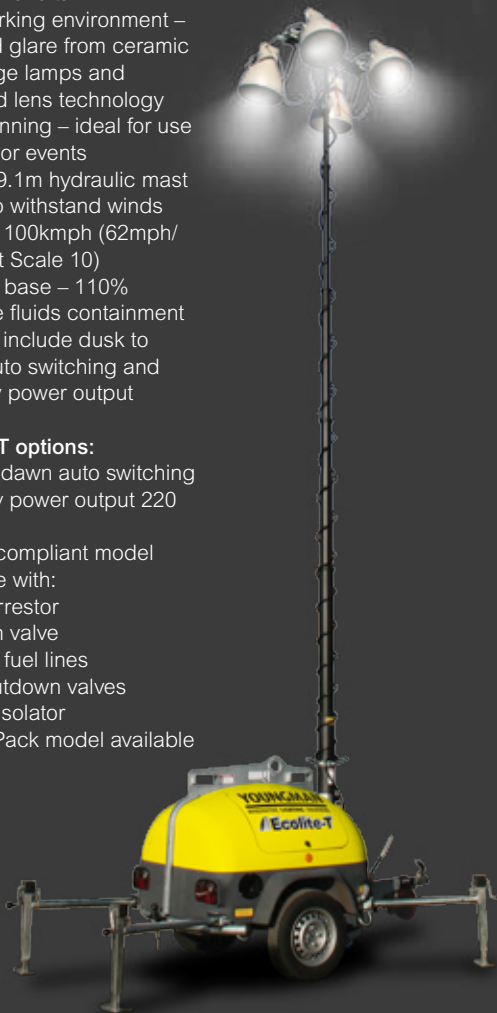
Ecolite-T

Environmentally focused lighting tower reduces fuel consumption and other running costs by up to 80%

- » Long run time – up to 170 hours on one tank
- » Safe working environment – reduced glare from ceramic discharge lamps and patented lens technology
- » Quiet running – ideal for use at outdoor events
- » Robust 9.1m hydraulic mast – able to withstand winds of up to 100kmph (62mph/ Beaufort Scale 10)
- » Bunded base – 110% machine fluids containment
- » Options include dusk to dawn auto switching and auxiliary power output

Ecolite-T options:

- » Dusk to dawn auto switching
- » Auxiliary power output 220 or 110V
- » Zone 2 compliant model available with:
 - » Spark arrestor
 - » Chalwyn valve
 - » Braided fuel lines
 - » Fuel shutdown valves
 - » Battery isolator
- » Desert Pack model available



Ecolite-P

Environmentally focused lighting tower reduces fuel consumption and other running costs by up to 80%

- » Long run time – up to 170 hours on one tank
- » Safe working environment – reduced glare from ceramic discharge lamps and patented lens technology
- » Quiet running – ideal for use at outdoor events
- » Robust 9.1m hydraulic mast – able to withstand winds of up to 100kmph (62mph/Beaufort Scale 10)
- » Bunded base – 110% machine fluids containment
- » Increased security – can only be moved using a Hiab, crane or forklift
- » Easy to transport – unique square euro pallet design allows loading of up to 20 units on a standard articulated lorry
- » Options include dusk to dawn auto switching and auxiliary power output

Ecolite-P options:

- » Dusk to dawn auto switching
- » Auxiliary power output 220 or 110V
- » Zone 2 compliant model available with:
 - » Spark arrestor
 - » Chalwyn valve
 - » Braided fuel lines
 - » Fuel shutdown valves
 - » Battery isolator
- » Desert Pack model available



Communications Tower

The Ecolite P Plus Tower Light is the latest in a range of innovative solutions to simplify connectivity at outdoor events. This ingenious tower light reduces the amount of infrastructure required at event sites, simplifying setup, deployment and installation, whilst still benefiting from the latest communication services.

- » Power Supply: 1x 16 amp C-Form or built-in 170 hour run generator
- » Noise level with generator on 85dBa LWA
- » Total Height (with mast extended fully) of 10.1m
- » Max wind speed for safe operation 100kph
- » Max weight 1000kg
- » 23x Zoom PTZ Camera
- » 802.11a/b/g/n wireless communications with mesh functionality
- » Integrated PA horns
- » 1000/100/10 Ethernet cable communications



Zone 2

Special Zone 2 features

- » Spark arrestor
- » Chalwyn valve
- » Braided fuel lines
- » Fuel valves
- » Battery isolator



Stagings & Trestles

Youngman Aluminium Lightweight Stagings	62
Ultra-Lite Stagings	62
Youngman Boards	63
Superboards	63
Handrail Systems	64
Super Trestles	64

Aluminium Lightweight Staging

Next generation hire tough lightweight staging provide a safe uninterrupted work platform tested & certified to BS 2037 Class 1.



INDUSTRIAL   BS 2037 CLASS 1

- » 12mm WBP plywood slip resistant phenolic coated deck
- » Sealed edges & Aluminium box section stiles
- » Aluminium bearers for lighter weight & greater strength
- » Maximum load capacity 270kg UDL

450mm Widths

600mm Widths

Order Code	Nominal Length (m)	Actual Length (m)	Width (kg)	Max Span (m)	Weight (kg)
330409	3.0	3.05	450	2.7	18.8
336409	3.6	3.63	450	3.3	22.4
342409	4.2	4.21	450	3.6	26.0
348409	4.8	4.79	450	4.2	29.6
330410	3.0	3.05	600	2.7	23.2
336410	3.6	3.63	600	3.3	27.6
342410	4.2	4.21	600	3.6	32.0
348410	4.8	4.79	600	4.2	36.4

Ultra-lite Stagings

Next generation hire tough lightweight staging provide a safe uninterrupted work platform tested & certified to BS 2037 Class 1.



INDUSTRIAL   BS 2037 CLASS 1

- » Slip resistant 12mm FRP (fibre reinforced plastic) deck
- » Composite deck results in 30-35% weight reduction
- » Box section stiles & bearers - lighter weight & greater strength
- » Maximum load capacity 270kg UDL

450mm Widths

600mm Widths

Order Code	Nominal Length (m)	Actual Length (m)	Width (mm)	Max Span (m)	Weight (kg)
330411	3.0	3.05	450	2.7	14.4
336411	3.6	3.63	450	3.3	17.1
342411	4.2	4.21	450	3.6	19.8
348411	4.8	4.79	450	4.2	22.5
330412	3.0	3.05	600	2.7	17.1
336412	3.6	3.63	600	3.3	20.3
342412	4.2	4.21	600	3.6	23.6
348412	4.8	4.79	600	4.2	26.8

Stagings & Trestles

Youngman Boards

INDUSTRIAL   BS 2037 CLASS 1

Youngman Boards, also referred to as Light Weight Stagings (LSW), are designed, tested & approved to BS 2037 Class 1. A full range of aluminium stiled stagings, providing a safe, uninterrupted working platform that will span up to 6.1m without intermediate support.

- » Lightweight construction
- » Full handrail system available - see page opposite
- » 450mm wide with slip resistant coated plywood decking



Order Code	Component Name	Width (mm)	Max. Span (m)	Weight (kg)
330408	LWS W/Deck 3.0m	450	2.7	18
336408	LWS W/Deck 3.6m	450	3.3	22
342408	LWS W/Deck 4.2m	450	3.6	26
348408	LWS W/Deck 4.8m	450	4.2	33
354408	LWS W/Deck 5.4m	450	4.8	38
360408	LWS W/Deck 6.0m	450	5.4	42
373408	LWS W/Deck 7.3m	450	6.7	51

Superboards

INDUSTRIAL   BS 2037 CLASS 1

Youngman Superboards offer stability & rigidity over a wider working space than the Youngman Board, the Superboard is an efficient, user friendly & safe working platform. Optional extras, such as toeboards & guardrails, make Superboard a flexible & cost-effective alternative to expensive intergrated decking systems.

- » Extra wide with excellent rigidity
- » Full guardrail system available - see page opposite
- » Can be used with Youngman Super Trestle or access towers
- » 600mm wide with slip resistant coated plywood decking



Order Code	Component Name	Width (mm)	Max. Span (m)	Weight (kg)
576366	Superboard 3.6m	600	3.3	26.0
576368	Superboard 4.8m	600	4.20	39.0
576370	Superboard 6.0m	600	5.40	55.0

Youngman Board & Superboard Guardrail Systems

INDUSTRIAL



When using Youngman Boards a double guardrail post & three lengths of guardrail are available. A superpost and three different guardrail lengths are also available when using the Superboard



Order Code	For use with Youngman Boards	Weight (kg)
301428	Double Guardrail Post	5.5
318429	1.8m Guardrail	2
324429	2.4m Guardrail	2
330429	3.0m Guardrail	2

Order Code	For use with Superboards	Weight (kg)
576373	Superpost / Guardrail Post	5.5
318429	1.8m Guardrail	2
324429	2.4m Guardrail	2
330429	3.0m Guardrail	2

Please note that the Youngman Board & Superboard Guardrail Systems are not compatible for use with either Youngman Aluminium Lightweight Stagings or Youngman Ultra-lite Stagings

Super Trestles

INDUSTRIAL



BS 2037 CLASS 1

The Super Trestle is made from high quality, robust, aluminium. Its rounded non-slip bearers can accommodate Youngman 600mm Superboard staging or aluminium tower platforms from the Youngman BoSS tower system.



- » 40 per cent lighter than its timber equivalent
- » Slip resistant rubber feet

Order Code	For use with Superboards	Max. safe W/H (m)	Weight (kg)
340318	Super Trestle 2m x min 600mm	3.50	11.66

Stagings & Trestles

Aluminium Unit Beams

Aluminium 2 Chord Unit Beams

66

Aluminium 2 Chord Unit Beams

Type 1 - 0.4m centres



Type 3 - 0.4m centres



Type 4 - 0.4m centres



Our range of unit beams have been designed utilising many decades of aluminium engineering expertise.

Manufactured at our state of the art production facility at Maldon, Essex in accordance with ISO 9000 they are connected using steel spigots & bolts or traditional scaffold sleeves.

The Youngman aluminium unit beams are:

- » Designed in accordance with all relevant British and European standards
- » Lightweight aluminium construction - less than half the weight of steel
- » Range of beam sizes
- » All joints fully welded using the latest CMT technology
- » All node gaps large enough to connect a standard scaffold fitting

Type 1 - 0.4m centres

Order Code	Length (m)
200000	4.1
200001	6.1
200002	8.1

Type 3 - 0.4m centres

Order Code	Length (m)
200015	4.0
200016	6.0
200017	8.0

Type 4 - 0.4m centres

Order Code	Length (m)
200018	3.1
200019	4.1
200020	5.1
200021	6.1
200022	8.1

Defence Division

Design	68
Manufacture	68
Installation	68

The Youngman Specialist Access Division is one of Europe's leading designers, manufacturers & installers of bespoke access solutions, serving, amongst others, the military & commercial aerospace, rail, marine, health, telecommunications & petrochemical sectors.

Following a consultation with a Youngman sales engineer the design team begin work on concept drawings using the latest SolidWorks design software. Following approval of the concept, final design & detailed production drawings, 3D modelling & finally bill of materials are produced. The project is then ready for manufacture at our state of the art, 12 acre production site in Essex.



The careful & safe installation of our specialist access solutions is undertaken by highly skilled operatives who are all PASMA trained.

Once installed, we want to keep your access solution in a safe working condition & have therefore established a survey & maintenance service.



The division also supplies specialist products including:

- » The new modular access system
- » Railmaster - used for access on the London Underground
- » Cabinmaster - the safe access solution for the modular & portable building industry
- » Lorry Ladder - providing safe access to the flat bed of most goods vehicles
- » Formwork Ladder - heavy duty adjustable ladder for use in formwork & warehousing applications

For further information please call **+44 (0) 1621 745925** or email specialistaccess@youngmangroup.com

youngmangroup.com

Events Division

Staging & Support Systems	70
Barrier Control	70
Camera & Lighting Tower	70



The Youngman Events Division is building a portfolio of products for the events market

Utilising the latest SolidWork CAD software, laser cutting & robotic welding technology we deliver robust products to meet our clients' needs.

Products already launched include:

- » A performance staging & support system
- » An aluminium crowd control barrier system
- » Aluminium 2 chord unit beams
- » BoSS Climalite® - state of the art camera & lighting tower


A number of other products are currently in development & will be launched in the near future.

We have also signed an exclusive distribution agreement with US based, Staging Concepts whose expertise in the development & manufacture of the finest range of modular, lightweight, portable performance stage platforms, seating risers & accessories spans two decades.



For further information, including details of our distribution network, please contact our Events Team on: **+44 (0) 1621 745900** or email events@youngmangroup.com

A large gray rectangular area with horizontal white lines, serving as a space for notes. The lines are evenly spaced and extend across the width of the gray area.





youngmangroup.com

Head Office & Customer Services

The Causeway, Maldon,
Essex, CM9 4LJ,
United Kingdom

t: +44 (0)1621 745900
f: +44 (0)1621 859845
e: sales@youngmangroup.com

Scotland Office

Block 16 (Unit 3),
Cambuslang Industrial Park,
Clydesmill Place off Clydesmill Road,
Cambuslang, Glasgow G32 8RF

t: +44 (0) 08451 302675
f: +44 (0) 08451 302875

Your local Youngman stockist:

